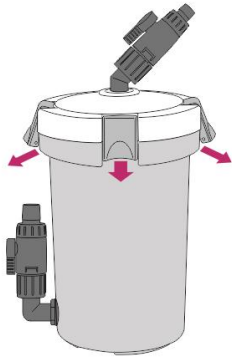


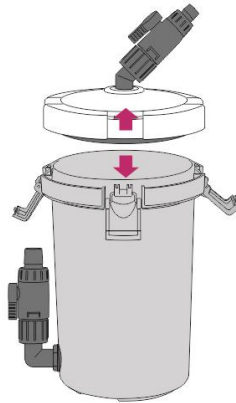
ASSEMBLY

1



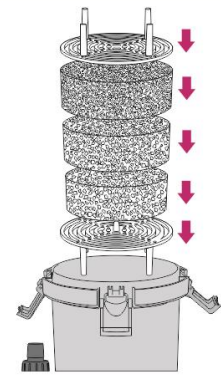
Lift and unhook head clasps (x4) as shown

2



Gently pull upward to separate head from body

3



Insert foam, ensuring top and bottom filter-plates are in place

4



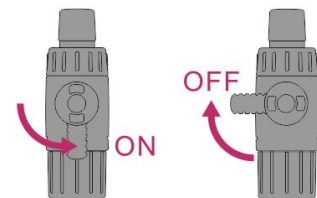
Replace head and securely fasten clips

5



Ensure inlet / outlets are secured tightly in place

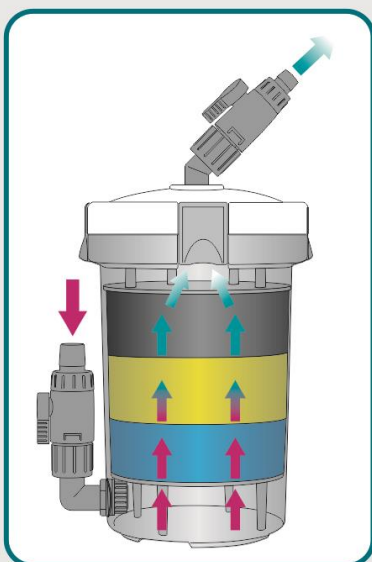
6



Inlet / outlet can be open / closed as shown

FEATURES

Increase your external filtration capability by adding our supplemental EF-2 Filter Booster to your existing setup. Suitable for use with All Pond Solutions 2000EF external filter.

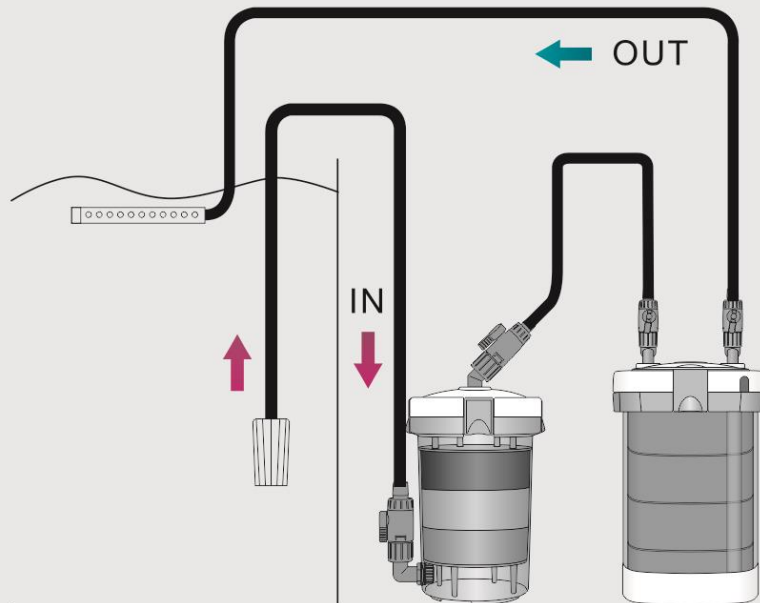


- Can be used with other brands
- Can be used as standalone filter (Hose and Pump required)
- Easy to install
- Bolt-on additional filter
- Increase the capacity of your external filtration
- Suitable for freshwater, tropical and marine use
- Coarse, medium and fine foam (Included)
- Tap shut-off system
- Outlet and Inlet Size 18mm / 0.7"

FILTER MEDIA

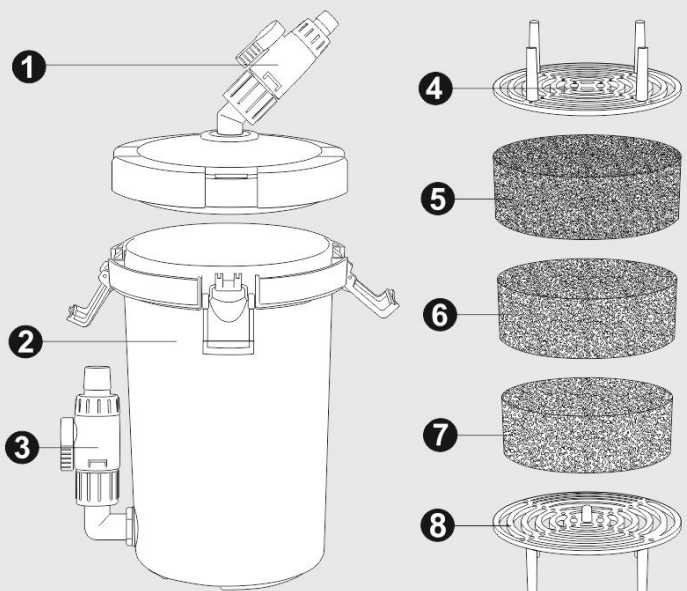
Canister can be filled with alternate filter media if required. To avoid blockage please ensure top and bottom filter plates are in place and that no loose filter media penetrates the bottom filter plate to avoid blockage. Always fill media compartment to capacity to avoid air-pockets and reduced flow.

INSTALLATION



For use in conjunction with
All Pond Solutions 2000EF

PARTS LIST



- 1 FILTER BODY
- 2 OUTLET PIPE
- 3 INLET PIPE
- 4 TOP FILTER PLATE
- 5 BLACK FINE FOAM
- 6 YELLOW MEDIUM FOAM
- 7 BLUE COARSE FOAM
- 8 BOTTOM FILTER PLATE